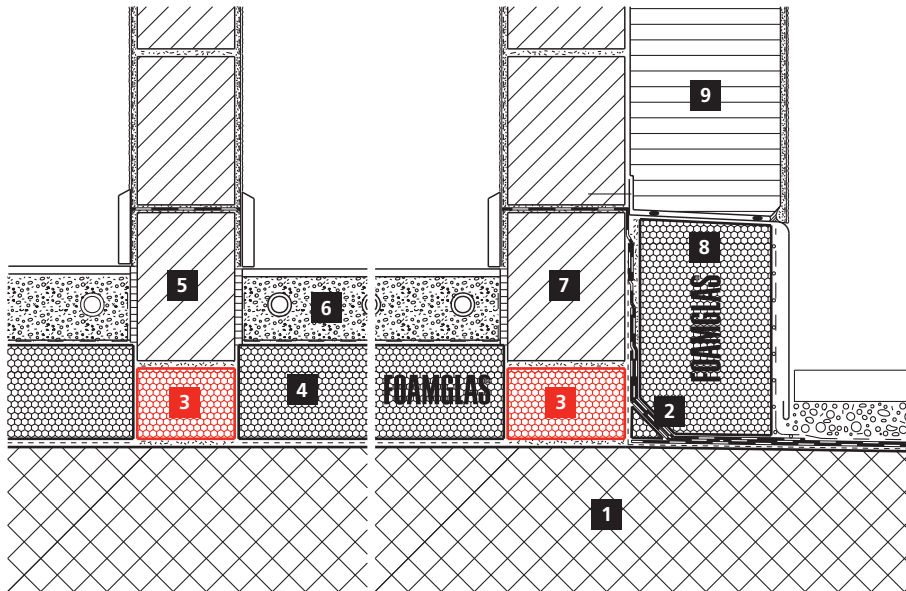


Schematic drawing



System 5.2

- 1 Concrete deck
- 2 Mounting bituminous waterproofing membrane
- 3 FOAMGLAS® PERINSUL element, laid in a bed of mortar
- 4 FOAMGLAS® floor insulation
- 5 Partition wall (brickwork)
- 6 Cement / anhydrite screed
- 7 Outer wall (brickwork)
- 8 FOAMGLAS® insulation of base area
- 9 Exterior insulation, rendered

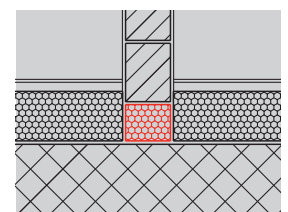
FOAMGLAS® product properties

Waterproof – Resistant to vermin – High compressive strength –
Non-combustible – Impervious to water vapour – Dimensionally stable –
Acid resistant – Easily cut to shape – Ecological

Advantages of the FOAMGLAS® system

- **Quality:** Uniform thermal performance and load-bearing capacity (without additional support elements).
- **Cost efficiency:** Efficient and well-priced solution for maximum thermal protection at minimal energy costs.
- **Sustainability:** Optimum insulation and protection against moisture for generations.
- **Safety:** The elements can easily be cut, assembled or used as smaller parts, without structural loss. There is no risk of damage from torch-applied bituminous waterproofing layers and contact with hot bitumen.
- **Functionality:** Insulation and load-bearing element in one single functional layer. Prevents thermal bridges at the wall base. The insulation element can be combined with all commonly used type and size of bricks.

Solutions for technical details and specification clauses on request. Further proposals and solutions are available any time from our technical consultants. **Updated: November 2010.** We explicitly reserve the right to change the technical specifications. The current values can be found on our website under: www.foamglas.ae



System 5.2

Recommendations for architects

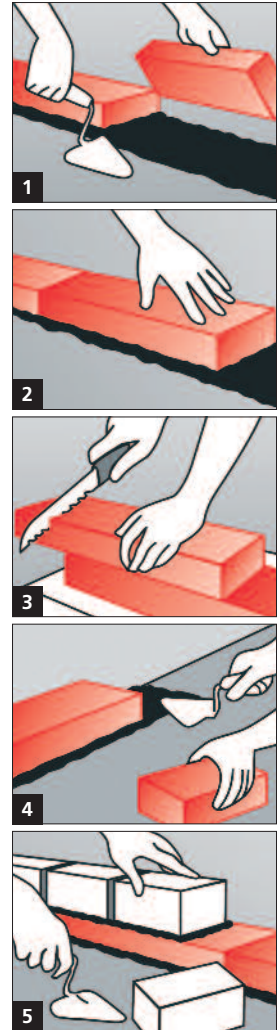
- FOAMGLAS® PERINSUL elements can be used for insulation of load-bearing walls or walls without loads. They are mainly used at the wall base above basement decks, or above foundation slabs in contact with subsoil as well as for partition walls constructed on insulated floors.
- However, FOAMGLAS® PERINSUL elements should not be used as load-bearing top at the coping of a wall, because of uncontrollable dynamic impact due to buckling, changes in temperature, angular twists, eccentricities etc.
- When using FOAMGLAS® PERINSUL under load-bearing walls, the structural engineer must check the admissible loads.
- FOAMGLAS® PERINSUL does not replace the damp-proofing.
- **For a technically correct implementation, relevant standards and guidelines must be observed.**

Installation instructions

- Apply a layer of cement mortar, thickness ~ 10 mm, on the substrate. (1)
- Install the FOAMGLAS® PERINSUL elements in a row, fully bonded to the bed of mortar, joints tight-butted. (2/3/4)
- Construct the brickwork according to the specifications of the supplier. In case of hollow concrete blocks the first layer on FOAMGLAS® PERINSUL is installed upside down and the holes are filled with concrete. (5)

Recommendations for the contractor

- The build up and tolerances of the substrate have to be in accordance with relevant standards and guidelines.
- In order to exclude drops and subsidences, the FOAMGLAS® PERINSUL elements must be positioned without void on a structurally stable substrate with high compressive strength.
- Mortar in between the tight-butted joints must be avoided, in order to guarantee a continuous insulation.
- **Please contact our technical consultants; they can help you by providing support or on-site assistance free of charge.**



The technical guidelines for the application and the installation of FOAMGLAS® are based on historical experience and general site practice. They do not reflect individual examples. We therefore assume no liability as to the completeness and the suitability for a specific project. Furthermore, our liability and responsibility are subject to our general conditions of sale which are not extended either by this technical data sheet nor by the consulting of our technical sales representatives.

**Pittsburgh Corning Europe
(Rep. Middle East)**
P.O. Box 213345, Dubai U.A.E.
Phone +971 4 434 7141
Fax +971 4 432 7109
info@foamglas.ae
www.foamglas.ae