




FOAMGLAS[®] HLB 800 INSULATION

HIGH-LOAD-BEARING CELLULAR GLASS INSULATION IN ACCORDANCE WITH EN 14305

FOAMGLAS[®] HLB 800 Insulation is specially designed for high-load-bearing industrial applications. Its unique combination of high compressive strength and low thermal conductivity makes it ideal for a wide range of tank base construction and other industrial load-bearing applications.




Features



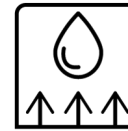
Noncombustible



Impermeable to water and vapor



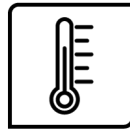
High compressive strength



Nonabsorbent



Corrosion/chemical resistant



Constant insulating efficiency



Easy to work with



Vermin resistant



Long term dimensional stability



Ecological

Applications

- Cold and cryogenic tank bases
- Hot and high temperature tank bases
- Load-bearing pipe supports
- Secondary containment corner protection
- Special load-bearing applications

Formats & Dimensions

Length x Width (mm)	600 x 450								
Thickness (mm)	40	50	60	70	75	80	90	100	110
Units per package	12	10	8	7	7	6	6	5	5
Square metres (m ²)	3.24	2.70	2.16	1.89	1.89	1.62	1.62	1.35	1.35

Length x Width (mm)	600 x 450								
Thickness (mm)	120	125	130	140	150	160	170	175	180
Units per package	4	4	4	4	3	3	3	3	3
Square metres (m ²)	1.08	1.08	1.08	1.08	0.81	0.81	0.81	0.81	0.81

Other dimensions and thicknesses are available on request.

General Product Characteristics

PROPERTY	TEST METHOD	VALUE
Composition	–	Soda-lime glass. Inorganic. No fibers or binders.
Capillarity	–	Zero
Hygroscopicity	–	Zero
Specific Heat	EN ISO 10456	1000 J/(kg·K)

Physical and Thermal Characteristics in Accordance with EN 14305¹

PROPERTY	TEST METHOD	DECLARED VALUE
Thermal Conductivity	EN ISO 13787	Refer to table down below
Length	EN 13467	600 mm ± 2 mm (other lengths following order)
Width	EN 822	± 2 mm
Thickness	EN 823	± 2 mm
Squareness	EN 13467	± 3 mm
Flatness	EN 825	± 2 mm
Density (±15%)	EN 1602	120 kg/m ³
Service Temperature	EN 14706	-265 to +430 °C
Combustibility	EN 13501-1	Euroclass A1, Non-combustible
Compressive Strength	EN 826 Annexe A	CS > 800 kPa
Bending Strength	EN 12089	BS ≥ 500 kPa
Point Load	EN 12430	PL ≤ 1.5 mm
Tensile perpendicular to faces strength	EN 1607	TR ≥ 200 kPa
Compressive Creep	EN 1606	CC (1.5/1/50) ≥ 350 kPa
Water Vapor Resistance	EN ISO 10456	μ = ∞
Water Absorption	EN 1609	< 0.5 kg/m ²
Trace quantities of water soluble chloride	EN 13468	CL ≤ 2 mg/kg
Coefficient of Linear Thermal Expansion	EN 13471	Above ambient temperatures: +25 to +300 °C: 9.0 x 10 ⁻⁶ /K Cryogenic temperatures: -170 to +25 °C: 6.6 x 10 ⁻⁶ /K

Thermal Conductivity (λ) Values at Select Mean Temperatures (EN ISO 13787)²

TEMPERATURE	°C	-165	-157	-129	-101	-73	-46	-18	+10	+24	+38	+93	+149	+204
THERMAL CONDUCTIVITY (λ)	W/(m·K)	0.022	0.022	0.025	0.027	0.030	0.034	0.037	0.043	0.045	0.046	0.056	0.067	0.080

¹) CE-marking ensures conformity with the mandatory essential requirements of CPR as mentioned in EN 14305.

²) The values were determined by evaluating a polynomial at the insulation mean temperature. Contact Owens Corning for assistance applying our design polynomials to your application.

The information contained in this Product Data Sheet is accurate and reliable to the best of our knowledge as of its date issued and is subject to change without prior notice. User must contact Pittsburgh Corning Europe NV ("PCE") to verify correctness before specifying or ordering. No guarantee of accuracy is given or implied. This document supersedes and replaces all information supplied prior to the publication hereof. The provision of this information should not be construed as a recommendation to use any of our products, nor to use any of our products in violation of any patent rights or in breach of any statute or regulation. Since PCE has no control over installation workmanship, accessory materials or conditions of application, no express or implied warranty of any kind, including those of merchantability or fitness for a particular purpose or course of performance or usage of trade, is made as to the performance of an installation containing PCE products. User is solely responsible for determining whether a PCE product is fit for a particular purpose and suitable for user's method of use or application. Given the variety of factors that can affect the use and application of a PCE product, some of which are uniquely within the user's knowledge and control, it is essential that the user evaluates the PCE product to determine whether it is fit for a particular purpose and suitable for user's method of use or application. Liability of PCE, if any, is strictly limited to replacement of product. In no event shall PCE be liable for any other damages arising because of product failure, whether incidental, special, consequential or punitive, regardless of the theory of liability upon which any such damages are claimed. PCE provides written warranties for many of its products, and such warranties take precedence over the statements contained herein.

Industrial & Commercial Sales

Americas
+1 800 327 6126

Asia-Pacific
Singapore: +65 9635 9184
China: +86 (0) 21 6101 7179
Japan: +81 3 6365 4307

Europe, Middle East & Africa
+32 13 661 721

Technical Services

Americas & Asia-Pacific
+1 800 327 6126
foamglastechnical@owenscorning.com

Europe, Middle East & Africa
+32 13 611 468
Industry.tech@owenscorning.com



PITTSBURGH CORNING EUROPE NV
ALBERTKADE 1, B-3980
TESSENDERLO, BELGIUM

+32 13 66 17 21

For web-based Sales and Technical Service inquiries, please visit www.foamglas.com