


G.2.1.1 Preparation of accessories Preparation of PC® 56


Date: 09/2020



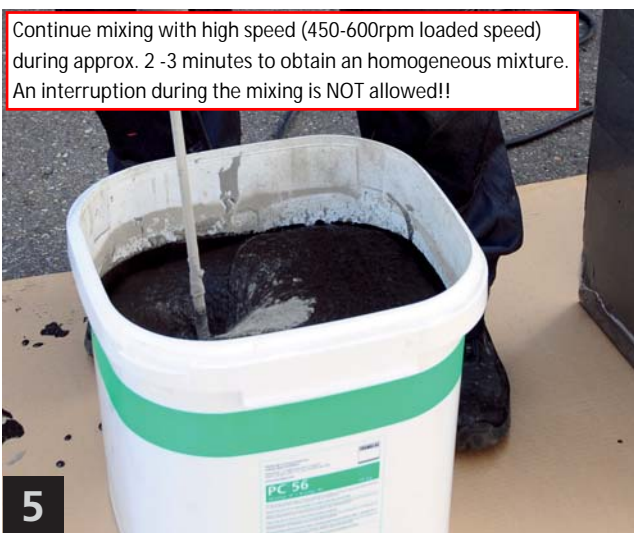
Open the drum and remove the bag with powder.
Remove inner tray and protective foil.



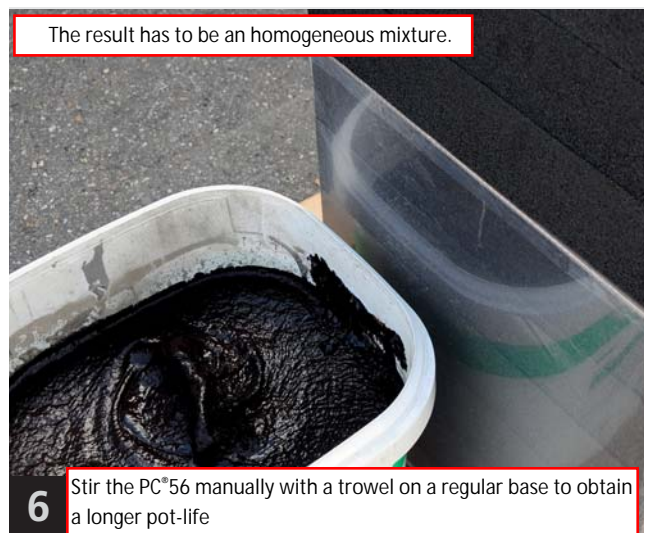
Stir the emulsion during 10 - 15 seconds at a low speed using the right mixing tool.



Add the powder component at once in the stated ratio to the liquid component. Start to mix immediately at a high speed (450-600rpm loaded speed) using the right mixing spindle! This is very important!!



Continue mixing with high speed (450-600rpm loaded speed) during approx. 2 -3 minutes to obtain an homogeneous mixture. An interruption during the mixing is NOT allowed!!



The result has to be an homogeneous mixture.

Stir the PC®56 manually with a trowel on a regular base to obtain a longer pot-life